

International equity fund Investor fact sheet

John Hancock Global Environmental Opportunities Fund

A: JABZX C: JABYX I: JABVX R6: JACDX

Summary
Objective

Long-term capital appreciation

Use for

Unconstrained global holding

Morningstar category

Global Large Stock Growth

Strategy
An environmental thematic approach

Seeks to invest in companies providing solutions or technologies designed to address pressing environmental challenges

Dedicated expertise

The single-theme approach is supported by a team of analysts as well as input from academics and industry experts

Focused exposure

Benchmark-agnostic investment approach focused on highest-conviction global equities

Managed by


A pioneer in thematic equity investing with a strategic focus on global and international markets


Katie Self, Ph.D.

 On the fund since 2023.
Investing since 2016

Luciano Diana

 On the fund since 2021.
Investing since 1998

Average annual total returns¹

	Qtd	Ytd	1 yr	3 yr	5 yr	10 yr	Life of fund	Life of fund date
Class I without sales charge	-8.00	3.41	3.41	-2.00	—	—	1.25	7/21/21
Class A without sales charge	-8.05	3.12	3.12	-2.21	—	—	1.01	7/21/21
Class A with sales charge (Maximum initial sales charge 5.00%)	-12.63	-2.05	-2.05	-3.86	—	—	-0.49	7/21/21
MSCI ACWI	-0.99	17.49	17.49	5.44	—	—	6.63	—
Global large stock growth category	-1.00	15.19	15.19	0.83	—	—	—	—

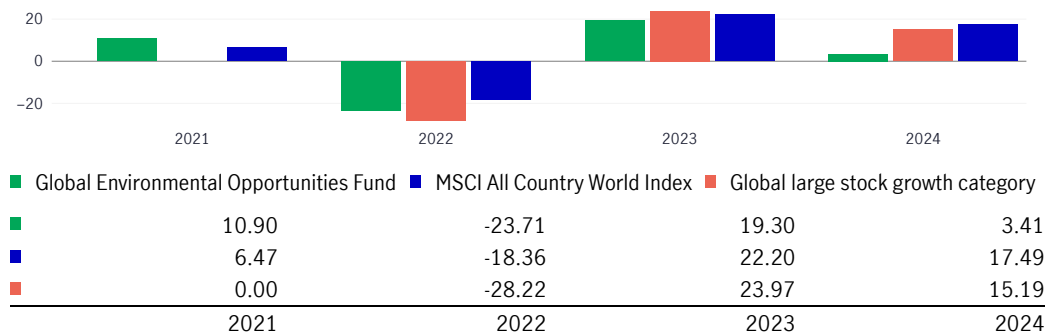
Expense ratios²

	Gross	Net (what you pay)	Contractual through
Class I	1.53%	0.96%	2/28/2025
Class A	1.78%	1.21%	2/28/2025

The performance data shown represents past performance, which does not guarantee future results. Returns for periods shorter than one year are cumulative, and results for other share classes will vary. Shares will fluctuate in value and, when redeemed, may be worth more or less than their original cost. Current performance may be lower or higher than the performance cited. Performance figures assume that all distributions are reinvested. For the most recent month-end performance, visit jhinvestments.com.

Calendar year returns^{3,4}

Class I without sales charge

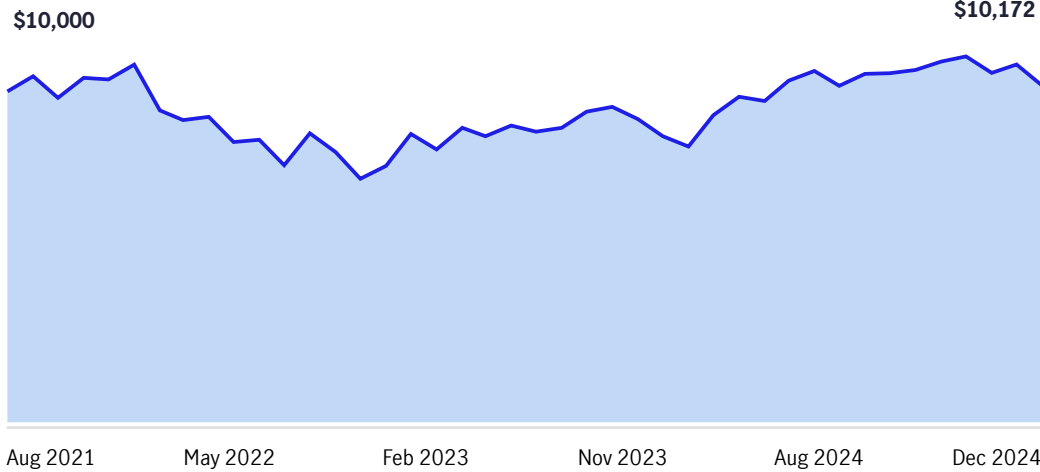

10 largest holdings⁵

1. Republic Services, Inc.	3.82	6. Synopsys, Inc.	3.39
2. Waste Connections, Inc.	3.73	7. Cadence Design Systems, Inc.	3.28
3. Equinix, Inc.	3.62	8. WSP Global, Inc.	3.22
4. Carrier Global Corp.	3.60	9. AECOM	3.21
5. Agilent Technologies, Inc.	3.51	10. Eaton Corp PLC	3.10

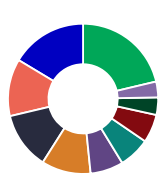
1 It is not possible to invest in an index. Index definitions can be found within the "What you should know before Investing" section on the last page of this fact sheet. **2** "Net (what you pay)" represents the effect of a contractual fee waiver and/or expense reimbursement and is subject to change. **3** Returns for the fund's first year are since fund inception. **4** Performance data shown excludes fees and expenses. The performance data would be lower if such fees and expenses were included. Past performance does not guarantee future results. **5** Listed holdings reflect the largest portions of the fund's total and may change at any time. They are not recommendations to buy or sell any security. Data is expressed as a percentage of net assets and excludes cash and cash equivalents.

Growth of a hypothetical \$10,000 investment⁴

Class I without sales charge – 8/1/21 – 12/31/24



Allocation by theme⁶



Theme	Allocation (%)
Industrial Efficiency	21.30
Software	16.39
Building Efficiency	12.32
Pollution Control	12.30
Waste Management	10.61
Sustainable & Organic Food	7.12
Environmental Monitoring	6.72
Components	6.10
Other themes	3.76
Utilities & concessions	3.39

Sector composition⁶



Sector	Weighting (%)
Industrials	45.90
Information Technology	28.96
Materials	8.79
Health Care	6.72
Utilities	5.50
Real Estate	4.13

Key facts

Total net assets	\$56.85 m
Number of holdings	41

What you should know before investing

Thematic investing involves the risk that long-term market themes are incorrectly identified or that the securities chosen to represent those themes underperform. The fund's ESG policy could cause it to perform differently than, including underperforming, similar funds that do not have such a policy. Environmental focused investing involves the risk that a fund's environmental criteria may limit the available investments compared with funds with no such criteria. Under certain economic conditions, this could cause the fund to underperform funds that invest in a broader array of investments. Foreign investing, especially in emerging markets, has additional risks, such as currency and market volatility and political and social instability, and illiquid securities may be difficult to sell at a price approximating their value. The stock prices of midsize and small companies can change more frequently and dramatically than those of large companies, and illiquid securities may be more difficult to sell at a price approximating their value. Liquidity—the extent to which a security may be sold or a derivative position closed without negatively affecting its market value, if at all—may be impaired by reduced trading volume, heightened volatility, rising interest rates, and other market conditions. Please see the fund's prospectus for additional risks.

The MSCI All Country World Index (ACWI) tracks the performance of publicly traded large- and mid-cap stocks of companies in 23 developed markets and 23 emerging markets. It is not possible to invest directly in an index.

Request a prospectus or summary prospectus from your financial professional, by visiting jhinvestments.com, or by calling us at 800-225-5291. The prospectus includes investment objectives, risks, fees, expenses, and other information that you should read and consider carefully before investing.

© 2024 Morningstar, Inc. All rights reserved. The information contained herein (1) is proprietary to Morningstar and/or its content providers, (2) may not be copied or distributed; and (3) is not warranted to be accurate, complete, or timely. Neither Morningstar nor its content providers are responsible for any damages or losses arising from any use of this information. Past performance does not guarantee future results.

⁴ Performance data shown excludes fees and expenses. The performance data would be lower if such fees and expenses were included. Past performance does not guarantee future results. ⁶ Holdings, sector weightings, market capitalization and portfolio characteristics are subject to change at any time. There is no guarantee the fund will maintain the portfolio characteristics, or the future profitability of the securities identified and set forth herein.

John Hancock Investment Management Distributors LLC, Member FINRA, SIPC, 200 Berkeley Street, Boston, MA 02116, 800-225-5291, jhinvestments.com
 Manulife, Manulife Investment Management, Stylized M Design, and Manulife Investment Management & Stylized M Design are trademarks of The Manufacturers Life Insurance Company and are used by it, and by its affiliates under license.
 NOT FDIC INSURED. MAY LOSE VALUE. NO BANK GUARANTEE. NOT INSURED BY ANY GOVERNMENT AGENCY.